



1002033 691



1002034 691



1002032 691

SITRA CUBE  
WL, TCR-TSE



SOCKET  
INSIDE



SITRA CUBE  
WL

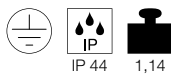


LED  
INSIDE



Produktangaben

220-240V ~50/60Hz  
Material: Aluminium / Glas



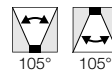
IP 44 1,14

Produktangaben

100-277V ~50/60Hz | 500mA  
Systemleistung: 10W  
Material: Aluminium / Glas

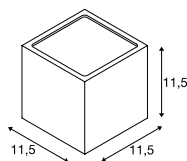


IP 44 0,8 30000 IK05

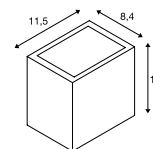


105° 105°

Maßzeichnung



Maßzeichnung



Leuchtmittelpfegung

LED GX53 3W 120°  
3000K 250lm  
3kWh/1000h  
Art. Nr. 551372



Leuchtmittelangaben

2x max. 9W TCR-TSE  
Ø: 7,5 cm max. L: 2,7 cm max.

Variante	Art. Nr.
GX53   TCR-TSE □ weiß	232531
GX53   TCR-TSE ■ anthrazit	232535
GX53   TCR-TSE ■ braun	232537

Variante	Art. Nr.
Up: 560lm   3000K   CRI>80 Down: 560lm   3000K   CRI>80 ■ anthrazit	1002032
Up: 560lm   3000K   CRI>80 Down: 560lm   3000K   CRI>80 □ weiß	1002033
Up: 560lm   3000K   CRI>80 Down: 560lm   3000K   CRI>80 ■ braun	1002034