



185590 537



185590 537

LIGHT EYE® 150 TRACK
EASYTEC® II, QPAR111

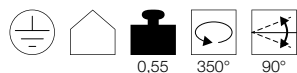


SOCKET
INSIDE



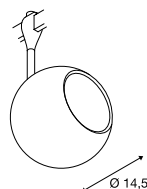
Produktangaben

230V ~50Hz
Material: Stahl



0,55 350° 90°


Maßzeichnung



LIGHT EYE® 150 TRACK
EASYTEC® II, PD, QPAR111

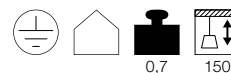


SOCKET
INSIDE



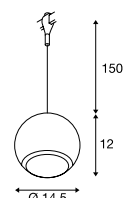
Produktangaben

230V ~50Hz
Material: Stahl



0,7 150

Maßzeichnung



Leuchtmittlempfehlung

LED GU10 13W 30°
2700K 1100lm
13kWh/1000h
Art. Nr. 1001242



LED GU10 13W 30°
4000K 1100lm
13kWh/1000h
Art. Nr. 1003087



Leuchtmittelangaben

max. 75W QPAR111

Variante	Art. Nr.
GU10 QPAR111	
■ schwarz / chrom	185580

Leuchtmittlempfehlung

LED GU10 13W 30°
2700K 1100lm
13kWh/1000h
Art. Nr. 1001242



LED GU10 13W 30°
4000K 1100lm
13kWh/1000h
Art. Nr. 1003087



Leuchtmittelangaben

max. 75W QPAR111

Variante	Art. Nr.
GU10 QPAR111	
■ schwarz	184590
■ schwarz / chrom	185590