

**KADUX**  
EL, single, PHASE



**KADUX**  
EL, double, PHASE

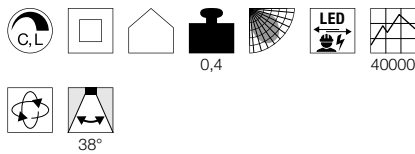


**KADUX**  
EL, triple, PHASE



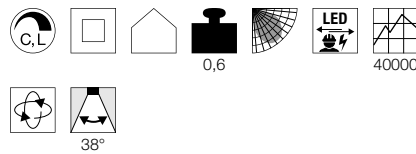
**Produktangaben**

220-240V ~50/60Hz | 350mA  
Systemleistung: 7,5W  
Material: Aluminium / Stahl  
Dimmbar: C, L



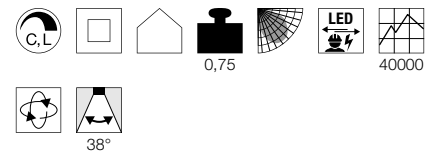
**Produktangaben**

220-240V ~50/60Hz | 350mA  
Systemleistung: 14W  
Material: Aluminium / Stahl  
Dimmbar: C, L

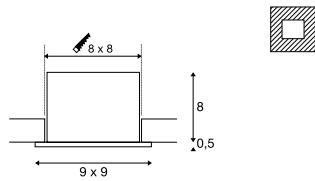


**Produktangaben**

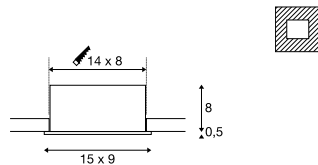
220-240V ~50/60Hz | 350mA  
Systemleistung: 20W  
Material: Aluminium / Stahl  
Dimmbar: C, L



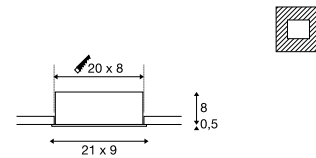
**Maßzeichnung**



**Maßzeichnung**



**Maßzeichnung**



**Hinweis**

Materialstärke Einbaufäche: 30 mm max.

**Hinweis**

Materialstärke Einbaufäche: 30 mm max.

**Hinweis**

Materialstärke Einbaufäche: 30 mm max.

| Variante                              | Art. Nr. |
|---------------------------------------|----------|
| 650lm   3000K   CRI>80<br>■ schwarz   | 115700   |
| 650lm   3000K   CRI>80<br>□ weiß      | 115701   |
| 650lm   3000K   CRI>80<br>■ aluminium | 115706   |

| Variante                               | Art. Nr. |
|--|----------|
| 1290lm   3000K   CRI>80<br>■ schwarz   | 115710   |
| 1290lm   3000K   CRI>80<br>□ weiß      | 115711   |
| 1290lm   3000K   CRI>80<br>■ aluminium | 115716   |

| Variante                               | Art. Nr. |
|--|----------|
| 1920lm   3000K   CRI>80<br>■ schwarz   | 115720   |
| 1920lm   3000K   CRI>80<br>□ weiß      | 115721   |
| 1920lm   3000K   CRI>80<br>■ aluminium | 115726   |