

**MARONA**  
CW, PHASE

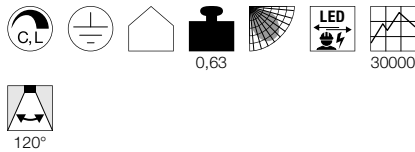


**MELAN**  
CW, E27



**Produktangaben**

200-240V ~50/60Hz | 430mA  
Systemleistung: 15W  
Material: Polymethylacrylat (PMMA) / Stahl  
Dimmbar: C, L

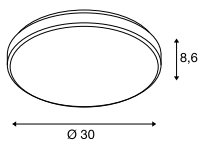


**Produktangaben**

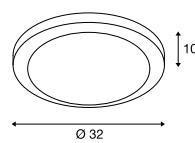
230V ~50Hz  
Material: Aluminium / Glas



**Maßzeichnung**



**Maßzeichnung**



**Leuchtmittlempfehlung**

LED E27 9,1W 240°  
2700K 760lm  
10kWh/1000h  
Art. Nr. 560402



LED E27 7W  
2700K 810lm  
7kWh/1000h  
Art. Nr. 1003090



**Leuchtmittelangaben**

max. 60W  
Ø: 7 cm max. L: 16 cm max.

Variante	Art. Nr.
1200lm   3000K   CRI>80 chrom	155152
1200lm   3000K   CRI>80 grau	155156

Variante	Art. Nr.
E27 aluminium	155236

155156 360

