

OCULUS
CL, PHASE



NEW

LED
INSIDE

DIM TO
WARM



ENOLA C
CL, PHASE



LED
INSIDE

DIM TO
WARM



ENOLA C
CL



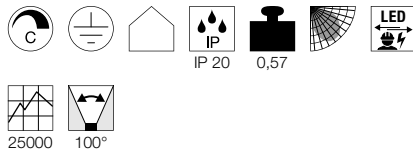
LED
INSIDE



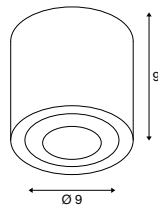
- Premium LED mit CRI>90
- Dim to Warm
- Beim Dimmen ändert sich die Lichtfarbe

Produktangaben

220-240V ~50/60Hz | 250mA
Systemleistung: 10,5W
Material: Aluminium / Glas
Dimmbar: C

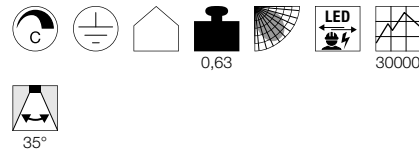


Maßzeichnung

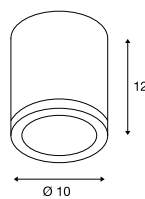


Produktangaben

220-240V ~50/60Hz | 350mA
Systemleistung: 15W
Material: Aluminium / Glas
Dimmbar: C



Maßzeichnung

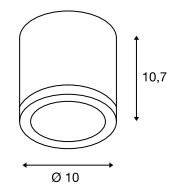


Produktangaben

100-240V ~50/60Hz | 500mA
Systemleistung: 12W
Material: Aluminium / Glas



Maßzeichnung



| Variante | Art. Nr. |
|--------------------------------|----------|
| 36-780lm 2000-3000K CRI>90 | |
| ■ matt schwarz | 1004666 |
| 36-780lm 2000-3000K CRI>90 | |
| □ matt weiß | 1004667 |

| Variante | Art. Nr. |
|-----------------------------|----------|
| 900lm 2000-3000K CRI>90 | |
| □ weiß | 1000631 |

| Variante | Art. Nr. |
|------------------------|----------|
| 850lm 3000K CRI>80 | |
| □ weiß | 152101 |