


1002033 663



1002034 663



1002034 663

SITRA CUBE WL, TCR-TSE



B-A++ Spektrum A++-E



SITRA CUBE WL



A-A++ Spektrum A++-E

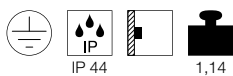


LED INSIDE

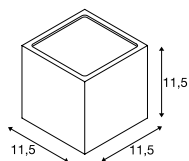


Produktangaben

220-240V ~50/60Hz
Material: Aluminium / Glas

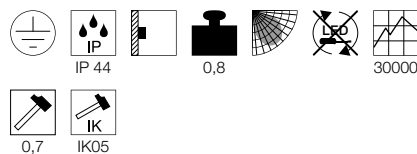


Maßzeichnung

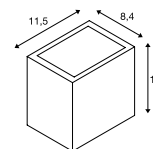


Produktangaben

100-277V ~50/60Hz | 500mA
Systemleistung: 10W
Material: Aluminium / Glas



Maßzeichnung



Leuchtmittlempfehlung

GX53 3W 120°
3000K 250lm EEK=A++
3kWh/1000h
Art. Nr. 551372



Leuchtmittelangaben

2x max. 9W TCR-TSE
Ø: 7,5 cm max. L: 2,7 cm max.

Variante	Art. Nr.
GX53 TCR-TSE	
□ weiß	232531
GX53 TCR-TSE	
■ anthrazit	232535
GX53 TCR-TSE	
■ rost	232537

Variante	Art. Nr.
Up: 560lm 3000K CRI>80 Down: 560lm 3000K CRI>80	
■ anthrazit	1002032
Up: 560lm 3000K CRI>80 Down: 560lm 3000K CRI>80	
□ weiß	1002033
Up: 560lm 3000K CRI>80 Down: 560lm 3000K CRI>80	
■ rost	1002034