

SITRA UP/DOWN
WL, TCR-TSE



B-A++ Spektrum
A++-E



SITRA UP/DOWN
WL



A-A++ Spektrum
A++-E



ASTINA
WL, QPAR51

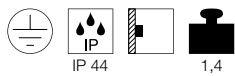


B-A++ Spektrum
A++-E



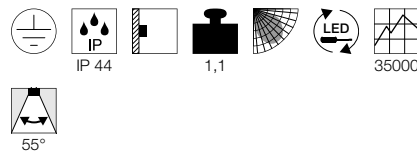
Produktangaben

230V ~50Hz
Material: Aluminium / Glas



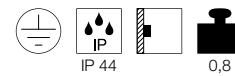
Produktangaben

220-240V ~50/60Hz
Systemleistung: 17W
Material: Aluminium / Glas

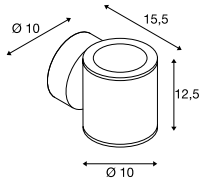


Produktangaben

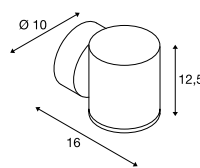
230V ~50Hz
Material: Aluminium / Glas



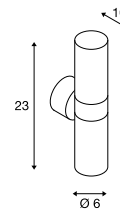
Maßzeichnung



Maßzeichnung



Maßzeichnung



Leuchtmittlempfehlung

GX53 3W 120°
3000K 250lm EEK=A++
3kWh/1000h
Art. Nr. 551372



Leuchtmittelangaben

2x max. 9W TCR-TSE
Ø: 7,5 cm max. L: 3,5 cm max.

Variante	Art. Nr.
GX53 TCR-TSE	
■ anthrazit	230365

Leuchtmittlempfehlung

GU10 4,3W 40°
2700K 245lm EEK=A+
5kWh/1000h
Art. Nr. 551252



LED GU10 5,1W 48°
2700-6500K 350lm EEK=A+
6kWh/1000h
Art. Nr. 1001918



Leuchtmittelangaben

2x max. 11W TCR50-SE
L: 9 cm max.

Variante	Art. Nr.
GU10 TCR50-SE	
□ weiß	228771
GU10 TCR50-SE	
■ anthrazit	228775
GU10 TCR50-SE	
□ matt aluminium	228776