

THEO
WL, QPAR51



E-A++ Spektrum A++-E



BIG THEO
WL, QPAR111

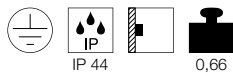


E-A++ Spektrum A++-E



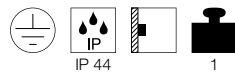
Produktangaben

230V ~50Hz
Material: Aluminium / Glas

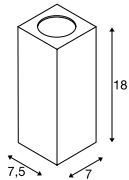


Produktangaben

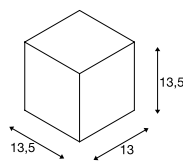
230V ~50Hz
Material: Aluminium / Glas



Maßzeichnung



Maßzeichnung



Leuchtmittlempfehlung

LED GU10 7,2W 36°
4000K 540lm EEK=A+
8kWh/1000h
Art. Nr. 1001566



LED GU10 5,5W 38°
2700K 400lm EEK=A+
6kWh/1000h
Art. Nr. 1001030



Leuchtmittlempfehlung

GU10 7W 13°
3000K 660lm EEK=A+
8kWh/1000h
Art. Nr. 1001568



LED GU10 13W 140°
2700K 1000lm EEK=A+
13kWh/1000h
Art. Nr. 1001244



Leuchtmittelangaben

max. 35W QPAR51

Leuchtmittelangaben

max. 75W QPAR111

| Variante | Art. Nr. |
|----------------------|----------|
| GU10 QPAR51 | |
| □ weiß | 229521 |
| GU10 QPAR51 | |
| ■ grau / transparent | 229524 |
| GU10 QPAR51 | |
| ■ anthrazit | 229525 |

| Variante | Art. Nr. |
|----------------------|----------|
| GU10 QPAR111 | |
| □ weiß | 229561 |
| GU10 QPAR111 | |
| ■ grau / transparent | 229564 |
| GU10 QPAR111 | |
| ■ anthrazit | 229565 |

229525 650



229561 650

