

LIGHT EYE® 150

TRACK
EASYTEC® II, PD, QPAR111



E-A++ Spektrum A++-E



TONGA®
EASYTEC® II, PD, E14



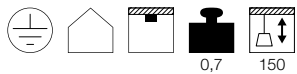
E-A++ Spektrum A++-E



• Keramikschild

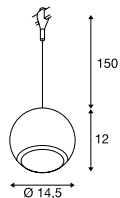
Produktangaben

230V ~50Hz
Material: Stahl



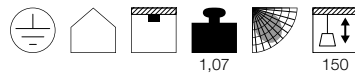
0,7 150

Maßzeichnung



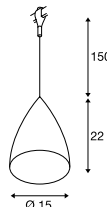
Produktangaben

230V ~50Hz
Material: Aluminium / Glas



1,07 150

Maßzeichnung



Leuchtmittlempfehlung

GU10 7,9W 40°
4000K 760lm EEK=A+
8kWh/1000h
Art. Nr. 560724



LED GU10 13W 30°
2700K 1100lm EEK=A+
13kWh/1000h
Art. Nr. 1001242



Leuchtmittlempfehlung

E14 3,4W 260°
3000K 250lm EEK=A+
4kWh/1000h
Art. Nr. 560362



LED E14 6,5W 280°
3000K 480lm EEK=A+
7kWh/1000h
Art. Nr. 560372



Leuchtmittelangaben

max. 75W QPAR111

Leuchtmittelangaben

max. 60W C35
Ø: 5 cm max. L: 13 cm max.

Variante	Art. Nr.
GU10 QPAR111	
■ schwarz	184590
GU10 QPAR111	
■ chrom / schwarz	185590
GU10 QPAR111	
■ chrom	185592

Variante	Art. Nr.
E14 C35	
■ schwarz / weiß	184530
E14 C35	
■ grau / glänzend milchig	184534



185590 414



133444 414