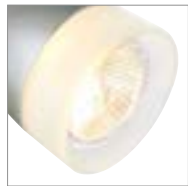





**KANO**  
EASYTEC® II, QPAR51



**ANILA**  
EASYTEC® II, QPAR51

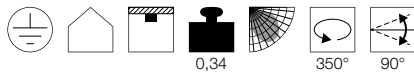


**YOKI**  
EASYTEC® II, QPAR111



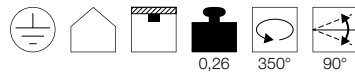
**Produktangaben**

220-240V ~50/60Hz  
Material: Aluminium / Glas



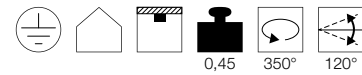
**Produktangaben**

230V ~50Hz  
Material: Aluminium / Glas

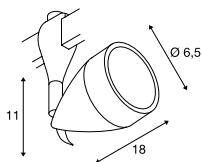


**Produktangaben**

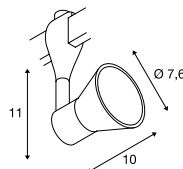
220-240V ~50/60Hz  
Material: Aluminium



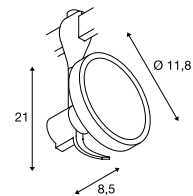
**Maßzeichnung**



**Maßzeichnung**



**Maßzeichnung**



**Leuchtmittlempfehlung**

LED GU10 5,5W 38°  
2700K 400lm EEK=A+  
6kWh/1000h  
Art. Nr. 1001030



LED GU10 7,2W 36°  
3000K 520lm EEK=A+  
8kWh/1000h  
Art. Nr. 1001562



**Leuchtmittlempfehlung**

LED GU10 7,2W 36°  
4000K 540lm EEK=A+  
8kWh/1000h  
Art. Nr. 1001565



LED GU10 7,2W 36°  
2700K 520lm EEK=A+  
8kWh/1000h  
Art. Nr. 1001560



**Leuchtmittlempfehlung**

GU10 7W 40°  
3000K 560lm EEK=A+  
8kWh/1000h  
Art. Nr. 1001573



LED GU10 13W 30°  
2700K 1100lm EEK=A+  
13kWh/1000h  
Art. Nr. 1001242



**Leuchtmittelangaben**

max. 50W QPAR51  
Ø: 5,1 cm max. L: 5,7 cm max.

**Leuchtmittelangaben**

max. 50W QPAR51  
Ø: 5,1 cm max. L: 5,7 cm max.

**Leuchtmittelangaben**

max. 75W QPAR111

Variante	Art. Nr.
GU10   QPAR51	
■ grau / matt transparent	184071

Variante	Art. Nr.
GU10   QPAR51	
■ schwarz	184630
GU10   QPAR51	
■ chrom	185632
GU10   QPAR51	
■ grau / transparent	184634

Variante	Art. Nr.
GU10   QPAR111	
■ schwarz	184620
GU10   QPAR111	
■ chrom	185622
GU10   QPAR111	
■ grau	184624