

BIMA
EASYTEC® II, single, QPAR51 885

E-A++ Spektrum A++-E



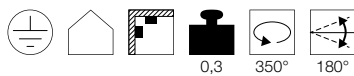
BIMA 2
EASYTEC® II, double, QPAR51 885

E-A++ Spektrum A++-E



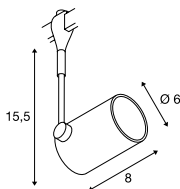
Produktangaben

220-240V ~50/60Hz
Material: Aluminium



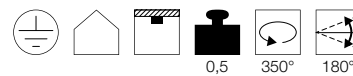
0,3 350° 180°

Maßzeichnung



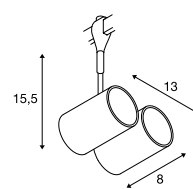
Produktangaben

220-240V ~50/60Hz
Material: Aluminium



0,5 350° 180°

Maßzeichnung



Leuchtmittlempfehlung

LED GU10 7,2W 36°
3000K 520lm EEK=A+
8kWh/1000h
Art. Nr. 1001563



LED GU10 5,5W 38°
2700K 400lm EEK=A+
6kWh/1000h
Art. Nr. 1001030



Leuchtmittelangaben

max. 50W QPAR51
Ø: 5,1 cm max. L: 5,7 cm max.

Variante	Art. Nr.
GU10 QPAR51	
■ schwarz	184450
GU10 QPAR51	
■ chrom / schwarz	185450
GU10 QPAR51	
■ grau	184452

Leuchtmittlempfehlung

LED GU10 7,2W 36°
3000K 520lm EEK=A+
8kWh/1000h
Art. Nr. 1001563



LED GU10 5,5W 38°
2700K 400lm EEK=A+
6kWh/1000h
Art. Nr. 1001030



Leuchtmittelangaben

2x max. 50W QPAR51
Ø: 5,1 cm max. L: 5,7 cm max.

Variante	Art. Nr.
GU10 QPAR51	
■ schwarz	184440
GU10 QPAR51	
■ schwarz / chrom	185440