


**ALTRA DICE TRACK**  
1Ph., QPAR51



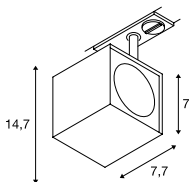
**Produktangaben**

230V ~50/60Hz  
Material: Aluminium



0,37 350° 180°

**Maßzeichnung**



**Leuchtmittlempfehlung**

LED GU10 7,2W 36°  
3000K 520lm EEK=A+  
8kWh/1000h  
Art. Nr. 1001563



LED GU10 5,5W 38°  
2700K 400lm EEK=A+  
6kWh/1000h  
Art. Nr. 1001030



**Leuchtmittelangaben**

max. 50W QPAR51

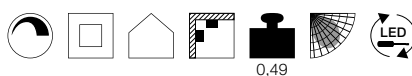
Variante	Art. Nr.
GU10   QPAR51	
■ schwarz	143350
GU10   QPAR51	
□ weiß	143351
GU10   QPAR51	
■ grau	143354

**KALU TRACK**  
1Ph., TRIAC

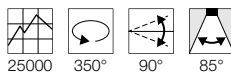


**Produktangaben**

220-240V ~50/60Hz  
Systemleistung: 13W  
Material: Aluminium  
Dimmbar: Triac C

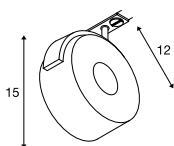


0,49





25000 350° 90° 85°

**Maßzeichnung**



**KALU TRACK**  
1Ph., QPAR111



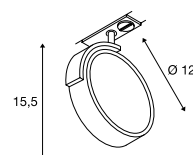
**Produktangaben**

230V ~50Hz  
Material: Aluminium / Kunststoff



0,24 350° 90°

**Maßzeichnung**



**Leuchtmittlempfehlung**

GU10 7,9W 25°  
4000K 760lm EEK=A+  
8kWh/1000h  
Art. Nr. 560704



LED GU10 13W 30°  
4000K 1300lm EEK=A+  
13kWh/1000h  
Art. Nr. 1001243



**Leuchtmittelangaben**

max. 75W QPAR111

Variante	Art. Nr.
GU10   QPAR111	
■ matt schwarz	143540
GU10   QPAR111	
□ weiß	143541
GU10   QPAR111	
■ grau	143544