

KALU TRACK
3Ph., QPAR111

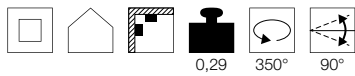


E-A++ Spektrum
A++-E

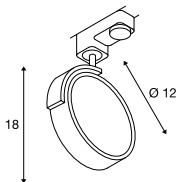


Produktangaben

230V ~50Hz |
Material: Aluminium / Kunststoff



Maßzeichnung



Leuchtmittlempfehlung

GU10 7,9W 40°
2700K 730lm EEK=A+
8kWh/1000h
Art. Nr. 560732



LED GU10 13W 140°
4000K 1100lm EEK=A+
13kWh/1000h
Art. Nr. 1001245



Leuchtmittelangaben

max. 75W QPAR111

Variante	Art. Nr.
GU10 QPAR111	
■ schwarz	152610
GU10 QPAR111	
□ weiß	152611
GU10 QPAR111	
■ grau	152614

KALU TRACK
3Ph., QR111

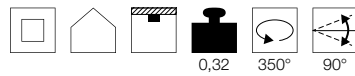


D-A+ Spektrum
A++-E

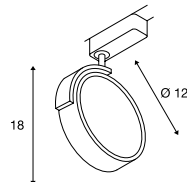


Produktangaben

230V ~50Hz | 12V AC
Material: Aluminium / Kunststoff



Maßzeichnung



Leuchtmittlempfehlung

G53 15W 140°
2700K 680lm EEK=A
16kWh/1000h
Art. Nr. 551612



LED G53 15W 40°
3000K 760lm EEK=A
17kWh/1000h
Art. Nr. 560234



Leuchtmittelangaben

max. 50W QR111

Variante	Art. Nr.
G53 QR111	
■ schwarz	153580
G53 QR111	
□ weiß	153581
G53 QR111	
■ grau	153584



152614 358



153580 358