


PURI TRACK
3Ph., QPAR51



E-A++ Spektrum A++-E



BIMA
3Ph., single, QPAR51





E-A++ Spektrum A++-E



BIMA
3Ph., double, QPAR51



E-A++ Spektrum A++-E



• Die Leuchtenköpfe sind gegenläufig schwenkbar

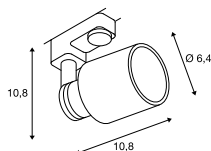
Produktangaben

230V ~50Hz
Material: Aluminium / Kunststoff



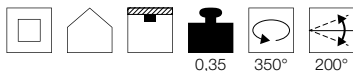
0,3 340° 85°

Maßzeichnung



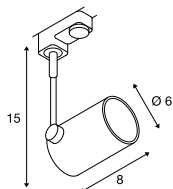
Produktangaben

220-240V ~50/60Hz
Material: Aluminium



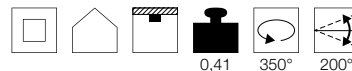
0,35 350° 200°

Maßzeichnung



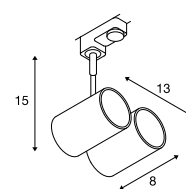
Produktangaben

220-240V ~50/60Hz
Material: Aluminium



0,41 350° 200°

Maßzeichnung



Leuchtmittlempfehlung

LED GU10 7,2W 36°
3000K 520lm EEK=A+
8kWh/1000h
Art. Nr. 1001563



LED GU10 5,5W 38°
2700K 400lm EEK=A+
6kWh/1000h
Art. Nr. 1001030



Leuchtmittlempfehlung

LED GU10 5,5W 38°
2700K 400lm EEK=A+
6kWh/1000h
Art. Nr. 1001030



LED GU10 7,2W 36°
3000K 520lm EEK=A+
8kWh/1000h
Art. Nr. 1001562



Leuchtmittlempfehlung

LED GU10 7,2W 36°
4000K 540lm EEK=A+
8kWh/1000h
Art. Nr. 1001565



LED GU10 7,2W 36°
2700K 520lm EEK=A+
8kWh/1000h
Art. Nr. 1001560



Leuchtmittelangaben

max. 10W QPAR51

Variante	Art. Nr.
GU10 QPAR51	
■ schwarz	1001871
GU10 QPAR51	
□ weiß	1001872
GU10 QPAR51	
■ grau	1001873

Leuchtmittelangaben

max. 50W QPAR51
Ø: 5 cm max. L: 5,7 cm max.

Variante	Art. Nr.
GU10 QPAR51	
■ matt schwarz	152240
GU10 QPAR51	
□ matt weiß	152241
GU10 QPAR51	
■ grau	152242

Leuchtmittelangaben

2x max. 50W QPAR51
Ø: 5 cm max. L: 5,7 cm max.

Variante	Art. Nr.
GU10 QPAR51	
■ matt schwarz	152230
GU10 QPAR51	
□ matt weiß	152231
GU10 QPAR51	
■ grau	152232