

**LIGHT EYE® 150**  
TRACK  
3Ph., QPAR51



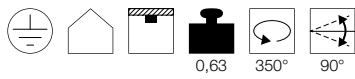
E-A++ Spektrum A++-E



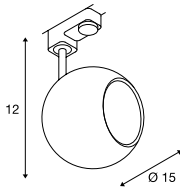
• Leuchteinheit 350° dreh-, und 90° schwenkbar

**Produktangaben**

230V ~50Hz  
Material: Stahl



**Maßzeichnung**



**Leuchtmittlempfehlung**

GU10 7W 25°  
3000K 620lm EEK=A+  
8kWh/1000h  
Art. Nr. 1001570



LED GU10 7,9W 40°  
4000K 760lm EEK=A+  
8kWh/1000h  
Art. Nr. 560724



**Leuchtmittelangaben**


max. 75W QPAR111

Variante	Art. Nr.
GU10   QPAR111	
■ schwarz	1000707
■ GU10   QPAR111	
■ weiß / chrom	1000708
■ GU10   QPAR111	
■ chrom	153102

**PARA CONE 14**  
3Ph., QPAR51

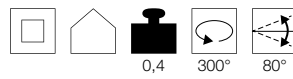


E-A++ Spektrum A++-E

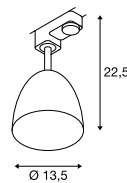


**Produktangaben**

220-240V ~50/60Hz  
Material: Stahl  
Produktmaße: Ø: 13,5 cm H: 22,50 cm



**Maßzeichnung**



**Leuchtmittelangaben**

max. 25W QPAR51

Variante	Art. Nr.
GU10   QPAR111	
■ glänzend schwarz	1002876
■ GU10   QPAR111	
□ glänzend weiß	1002877
■ GU10   QPAR111	
■ kupfer	1002878

1000708 344



1002878 344

