

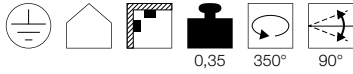
ASTO TUBE
CW, QPAR51

E-A++ Spektrum A++-E

- Einsatz von langen LED Leuchtmitteln möglich

Produktangaben

230V ~50Hz
Systemleistung: 50W
Material: Aluminium



Leuchtmittlempfehlung

LED GU10 5,5W 38°
2700K 400lm EEK=A+
6kWh/1000h
Art. Nr. 1001030



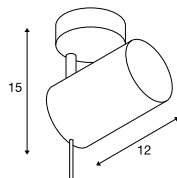
LED GU10 7,2W 36°
3000K 520lm EEK=A+
8kWh/1000h
Art. Nr. 1001562



ASTO TUBE
CW, single, QPAR51



Maßzeichnung




Leuchtmittelangaben

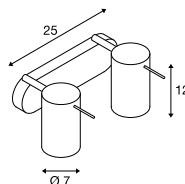
max. 50W QPAR51
Ø: 6,4 cm max. L: 8,1 cm max.

Variante	Art. Nr.
GU10 QPAR51 0,34 kg □ weiß	147411

ASTO TUBE
CW, double, QPAR51



Maßzeichnung



Leuchtmittelangaben

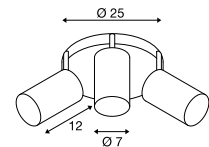
2x max. 50W QPAR51
Ø: 6,4 cm max. L: 8,1 cm max.

Variante	Art. Nr.
GU10 QPAR51 0,7 kg □ weiß	147412

ASTO TUBE
CW, triple, QPAR51



Maßzeichnung



Leuchtmittelangaben

3x max. 50W QPAR51
Ø: 6,4 cm max. L: 8,1 cm max.

Variante	Art. Nr.
GU10 QPAR51 1,15 kg □ weiß	147414