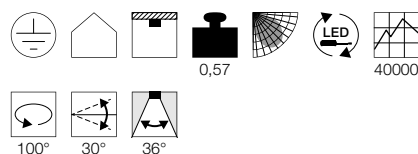


TRILEDO
CL, single, round

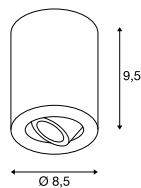


Produktangaben

100-240V ~50/60Hz | 350mA
Systemleistung: 8,1W
Material: Aluminium



Maßzeichnung

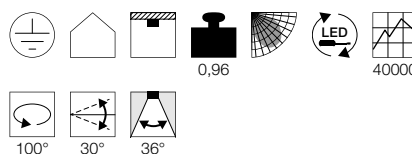


TRILEDO
CL, single, square

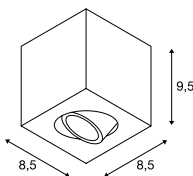


Produktangaben


100-240V ~50/60Hz | 350mA
Systemleistung: 8,1W
Material: Aluminium



Maßzeichnung

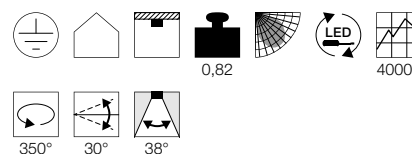


TRILEDO
CL, double, square

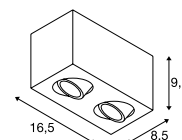


Produktangaben

220-240V ~50/60Hz | 350mA
Systemleistung: 14W
Material: Aluminium



Maßzeichnung



Variante	Art. Nr.
670lm 3000K CRI>80 □ weiß	113931
670lm 3000K CRI>80 ▒ matt aluminium	113936
670lm 3000K CRI>80 ■ matt schwarz	113930

Variante	Art. Nr.
670lm 3000K CRI>80 □ weiß	113941
670lm 3000K CRI>80 ▒ matt aluminium	113946
670lm 3000K CRI>80 ■ matt schwarz	113940

Variante	Art. Nr.
1100lm 3000K CRI>80 □ weiß	1002008
1100lm 3000K CRI>80 ■ schwarz	1002003