



151514 267



151531 267

ALTRA DICE
CL, QPAR51

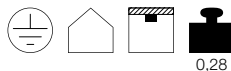


E-A++ Spektrum A++-E

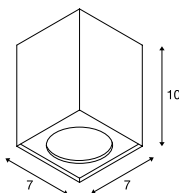


Produktangaben

220-240V ~50/60Hz
Material: Aluminium / Stahl



Maßzeichnung



Leuchtmittlempfehlung

LED GU10 5,5W 38°
2700K 400lm EEK=A+
6kWh/1000h
Art. Nr. 1001030



LED GU10 5,5W 36°
2800K 420lm EEK=A+
6kWh/1000h
Art. Nr. 1001217



Leuchtmittelangaben

max. 35W QPAR51

Variante	Art. Nr.
GU10 QPAR51	
□ weiß	151511
GU10 QPAR51	
■ grau / schwarz	151514
GU10 QPAR51	
■ schwarz	1002216

ALTRA DICE
CW, double, QPAR51

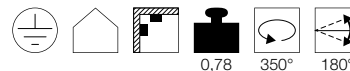


E-A++ Spektrum A++-E

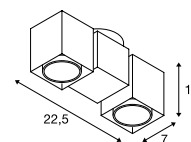


Produktangaben

220-240V ~50/60Hz
Material: Aluminium / Stahl



Maßzeichnung



Leuchtmittlempfehlung

LED GU10 4,3W 40°
3000K 375lm EEK=A++
5kWh/1000h
Art. Nr. 560143



LED GU10 5,5W 36°
2800K 420lm EEK=A+
6kWh/1000h
Art. Nr. 1001217



Leuchtmittelangaben

2x max. 50W QPAR51

Variante	Art. Nr.
GU10 QPAR51	
□ weiß	151531
GU10 QPAR51	
■ grau / schwarz	151534
GU10 QPAR51	
■ schwarz	1002215